

Functies van de standaard sensor

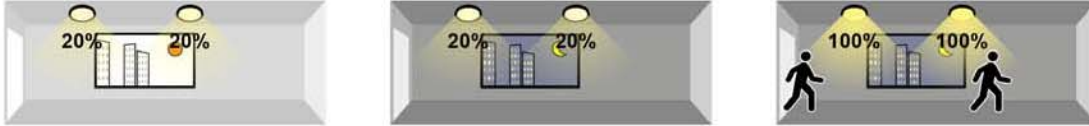
A 0% / 100% / 20%



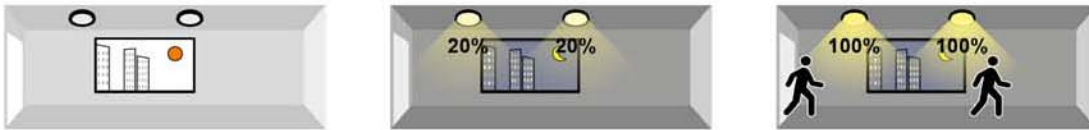
B 0% / 100%



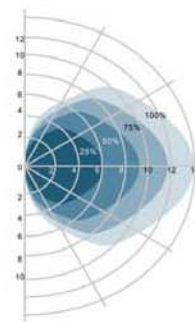
C 20% / 100%



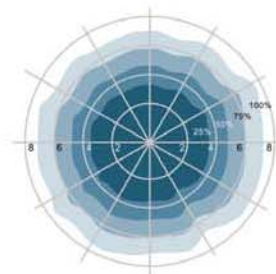
D 0% / 20% op basis van daglicht (based upon daylight) / 100% bij beweging (when triggered)



Detectiebereik



Patroon wandmontage (Wall mounting pattern) / Eenheid (Unit): m
Voorgestelde montagehoogte (Suggested installation height): 1 - 1,8 m



Patroon plafondmontage (Ceiling mounting pattern) / Eenheid (Unit): m
Voorgestelde montagehoogte (Suggested installation height): 2,5 - 6 m